

HALLOWEEN
celebration kit



shop.CarrieElle.com

THESE DOWNLOADS ARE FOR PERSONAL, NON-COMMERCIAL USE ONLY.

Please read these Terms of Service.

Because this is a digital file, there are no refunds available.

Colors may vary slightly as each printer is a little bit different.

You may NOT:

- sell the files
- sell copies of the printed pages
- share the files
- offer the files or copies of the printed pages for free

You MAY:

- print as many copies as you'd like for yourself!
- have these printed at a print shop for personal use only.

If you have questions, please contact us at service@carrieelle.com.

You can download immediately after you purchase. Please note that this is a download only - nothing will arrive in the mail. You are **not** buying a physical product. If you do not receive your download immediately, please email us at service@carrieelle.com

How to Use Your Printable Halloween Countdown Celebration Kit

Thank you for your purchase! Now it's time for HALLOWEEN!

Your kit comes with the following:

>>> 8x10 Halloween countdown art - put this in a frame and use a dry erase marker to change the number of days left until Halloween every day (this is a really fun tradition for the kids)

>>> Halloween countdown paper chain - fill in the numbers and let the kids remove a link every day

>>> "You've Been Boo'ed!" poem and instructions so you can "boo" your neighbors

>>> "We've Been Boo'ed!" sign

>>> "Trick-or-Treat" banner (includes blank circles if you would like to write in your own Halloween message)

>>> Gift tags - these are perfect for school parties, neighborhood get-togethers, and Halloween gift bags

Here are the materials I used to print and assemble this kit:

>>> 65lb cardstock for printing



>>> tape to secure the links in the chain

>>> 8x10 frame for the countdown with a dry erase marker to change the days left on the countdown every day

>>> scissors and a paper cutter (I use a paper cutter for super straight edges, but you can just use scissors)

Have questions? Email us at service@carrieelle.com








*print this out for
a festive bookmark!*



days until Halloween




Halloween countdown paper chain



You've Been Boo'ed!

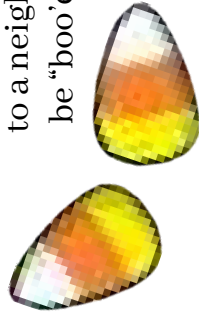
*Halloween is almost here,
and so we leave you this sweet cheer.*

*Enjoy the goodies, eat the treats!
Then give another neighbor something sweet.*



How to Keep the "BOO" Going:


1. Enjoy your goodies!
2. Place the "We've Been Boo'ed" sign on your front door.
3. Make two copies of the "We've Been Boo'ed" sign and these instructions.
4. Deliver with some yummy treats to a neighbor or friend who has yet to be "boo'ed" and let the fun continue!



You've Been Boo'ed!

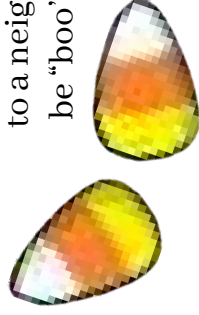
*Halloween is almost here,
and so we leave you this sweet cheer.*

*Enjoy the goodies, eat the treats!
Then give another neighbor something sweet.*



How to Keep the "BOO" Going:

1. Enjoy your goodies!
2. Place the "We've Been Boo'ed" sign on your front door.
3. Make two copies of the "We've Been Boo'ed" sign and these instructions.
4. Deliver with some yummy treats to a neighbor or friend who has yet to be "boo'ed" and let the fun continue!



We've been BOOied!



